

## 9.4 Monthly Statement of Investment and Bank Balances as at 30 November 2019

REPORT BY THE MANAGER FINANCIAL PLANNING  
TO 11 DECEMBER 2019 ORDINARY MEETING  
GOV400067, FIN300053

### RECOMMENDATION

#### That Council:

1. receive the report by the Manager Financial Planning on the Monthly Statement of Investment and Bank Balances as at 30 November 2019;
2. note the certification of the Responsible Accounting Officer.

---

### Executive summary

The purpose of this report is to certify that Council's investments have been made in accordance with legal and policy requirements, provide information on the detail of investments and raise other matters relevant to Council's investment portfolio as required.

### Disclosure of Interest

Nil

### Detailed report

The attachment to this report provides information on the performance of the portfolio and provides a register of all investments held as at 30 November 2019.

It is also noted that due to earlier Council meeting at the time of publication of this report the monthly statement balances for TCorp's managed funds were not finalised. These balances may be subject to change and will be reported to the next Council meeting if the finalised balances vary.

### Community Plan implications

Theme	Good Governance
-------	-----------------

Goal	An effective and efficient organisation
------	---

Strategy	Prudently manage risks association with all Council activities
----------	--

---

### Strategic implications

#### Council Strategies

Not applicable.

#### Council Policies

Council's Investments Policy requires a written report each month setting out the entire investment portfolio.

**Legislation**

As per Clause 212 of the Local Government (General) Regulation 2005, the Responsible Accounting Officer certifies that:

- a) this report sets out details of all money that the Council has invested under Section 625 of the Act, and
- b) all investments have been made in accordance with the Act, the regulations and Council's investment policies.

**Financial implications**

Not applicable

**Associated Risks**

Not applicable

NEIL BUNGATE  
MANAGER FINANCIAL PLANNING

LEONIE JOHNSON  
CHIEF FINANCIAL OFFICER

27 November 2019

*Attachments:* 1. Investment Report Attachment Nov 2019.

**APPROVED FOR SUBMISSION:**

BRAD CAM  
GENERAL MANAGER

**At Call Fund and Managed Funds**

Institution	Yield	Term to Maturity	Principal	Amount
NAB	1.15%	0		4,202,975.08
TCorp - Cash Fund*	0.00%	1		1,739,414.62
TCorp - Long Term Growth Fund*	0.00%	5		2,834,009.54
TCorp - Medium Term Growth Fund*	0.00%	5		5,619,941.27
<b>Total</b>				<b>14,396,340.51</b>

**Current Term Deposits**

Institution	Yield	Term to Maturity	Principal	Amount
AMP	2.75%	39		2,000,000
AMP	2.80%	11		1,500,000
AMP	2.80%	18		1,000,000
AMP	1.90%	179		1,000,000
AMP	1.90%	179		500,000
Bank Of Queensland	2.60%	18		1,500,000
Bank Of Queensland	2.07%	137		1,000,000
Bank Of Queensland	1.65%	711		2,500,000
Bankwest	1.54%	221		2,000,000
Bankwest	1.52%	235		2,000,000
Bankwest	1.52%	242		2,000,000
CBA	1.52%	270		1,000,000
CBA	1.52%	277		1,000,000
CBA	1.52%	298		2,000,000
Credit Union Australia	1.58%	347		1,500,000
ING	2.86%	95		2,500,000
ING	2.77%	445		1,000,000
ING	1.55%	361		2,500,000
Macquarie	1.80%	60		2,000,000
ME Bank	2.38%	53		1,500,000
ME Bank	1.93%	193		1,500,000
NAB	2.90%	151		1,500,000
NAB	2.75%	67		1,500,000
NAB	2.44%	18		1,500,000
NAB	1.95%	207		1,500,000
NAB	1.79%	207		1,500,000
NAB	1.60%	263		1,000,000
NAB	1.57%	249		1,500,000
NAB	1.55%	305		1,500,000
NAB	1.62%	333		1,500,000
NAB	1.50%	326		1,500,000
St George	2.50%	81		2,000,000
St George	2.61%	515		2,500,000
St George	2.35%	116		2,500,000
St George	2.45%	109		1,600,000
St George	2.40%	88		1,500,000
St George	2.40%	123		1,500,000
St George	2.27%	144		1,500,000
St George	2.22%	165		1,500,000
Westpac	2.85%	137		1,000,000
Westpac	2.88%	179		2,500,000
Westpac	2.63%	291		1,500,000
Westpac	1.54%	613		1,500,000
Westpac	1.56%	319		1,500,000
Westpac	1.55%	452		1,500,000
<b>Total</b>				<b>72,100,000</b>

\*TCorp balances are not finalised

## Investment Portfolio Summary

Term to Maturity	Amount \$'000	Actual	Cumulative Actual	Cumulative Minimum	Policy Complianc
Less than 3 months	30,396,341	35%	35%	20%	OK
Between 3 months and 1 year	47,100,000	54%	90%	40%	OK
Between 1 year and 2 years	9,000,000	10%	100%	50%	OK
Between 2 years and 4 years	-	0%	100%	85%	OK
More than 5 years	-	0%	100%	0%	OK
<b>Total</b>	<b>86,496,341</b>				

Long Term Rating	Institution	Policy Limit	Policy Complia	% of Portfolio	Amount
AA-	Bankwest	40%	OK	7%	6,000,000
	CBA	40%	OK	5%	4,000,000
	NAB	40%	OK	22%	18,702,975
	St George	40%	OK	17%	14,600,000
A	Westpac	40%	OK	11%	9,500,000
	ING	20%	OK	7%	6,000,000
BBB+	Macquarie	20%	OK	2%	2,000,000
	AMP	10%	OK	7%	6,000,000
BBB	Bank Of Queensland	10%	OK	6%	5,000,000
	Credit Union Australia	5%	OK	2%	1,500,000
Tcorp Hour-Glass Cash*	ME Bank	5%	OK	3%	3,000,000
	TCorp - Cash Fund	15%	OK	2%	1,739,415
TCorp Hour-Glass Growth Funds*	TCorp - Long Term Growth Fund	NA	OK	3%	2,834,010
	TCorp - Medium Term Growth Fund	NA	OK	6%	5,619,941
<b>Grand Total</b>				<b>100%</b>	<b>86,496,341</b>

Long Term Rating Group	Credit Policy Limit	Policy Compliance (SP Group)	% of Portfolio	Amount
AAA to AA-		100% OK	61%	52,802,975
A+ to A-		50% OK	9%	8,000,000
BBB+		20% OK	13%	11,000,000
BBB		10% OK	5%	4,500,000
Tcorp Hour-Glass Cash*		15% OK	2%	1,739,415
TCorp Hour-Glass Growth Funds*		30% OK	10%	8,453,951
<b>Grand Total</b>			<b>100%</b>	<b>86,496,341</b>

## Monthly Investment Portfolio Activity

The below table shows investments activities of At Call Fund and Managed Funds

Bank Accounts	Opening Balance	Redeemed Balance	Re-invested Balance
NAB (At call account)	4,302,438		4,202,975
TCorp - Cash Fund*	1,737,775		1,739,415
TCorp - Long Term Growth Fund*	2,764,198		2,834,010
TCorp - Medium Term Growth Fund*	5,549,712		5,619,941
<b>Total</b>	<b>14,354,123</b>	<b>-</b>	<b>14,396,341</b>

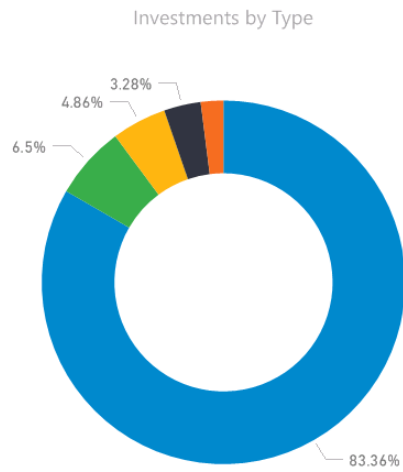
The below table shows matured term deposits

Institution	Yield	Maturity Date	Principal Amount	Total Interest Amount
Credit Union Australia	2.85%	43,782	1,000,000	26,782
Rural Bank	2.73%	43,782	1,500,000	31,414
AMP	2.80%	43,796	1,000,000	20,405
AMP	2.80%	43,796	1,000,000	20,405
<b>Total</b>			<b>4,500,000</b>	<b>99,007</b>

The below table shows new term deposits

Institution	Yield	Maturity Date	Principal Amount	Total Interest Amount
Credit Union Australia	1.58%	44,146	1,500,000	23,635
Bank Of Queensland	1.65%	44,510	2,500,000	82,274
AMP	1.90%	43,978	1,000,000	9,474
ING	1.55%	44,160	2,500,000	38,644
AMP	1.90%	43,978	500,000	4,737
<b>Total</b>			<b>8,000,000</b>	<b>158,764</b>

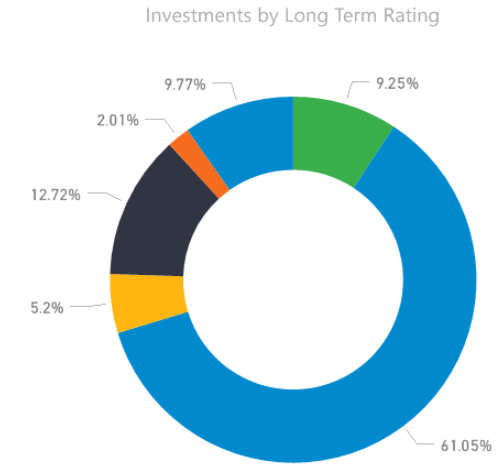
\*TCorp balances are not finalised



**Mid-Western Regional Council  
 Cash and Investments  
 as at 30 November 2019**

Total Investment Portfolio

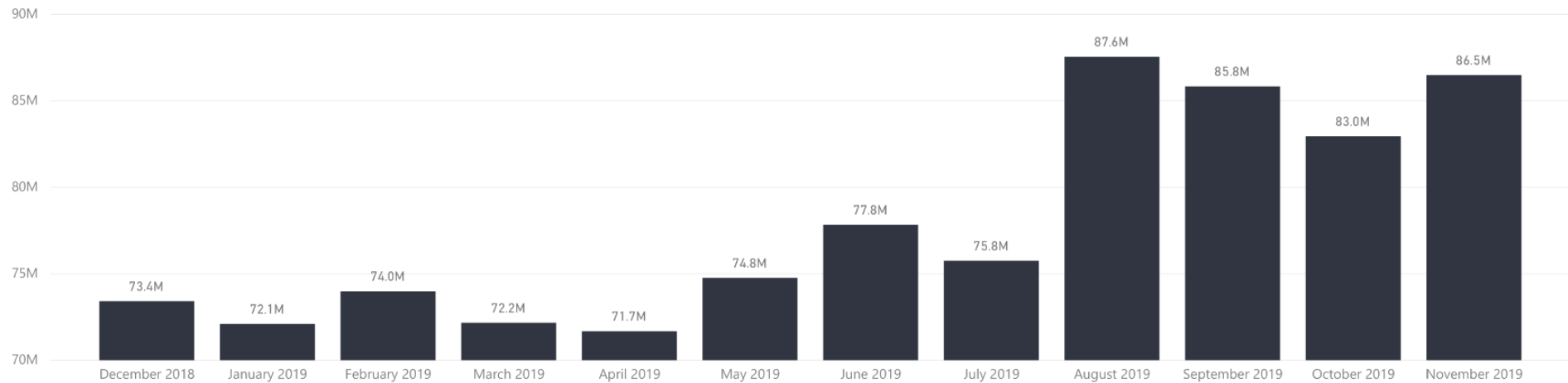
**86.50M**



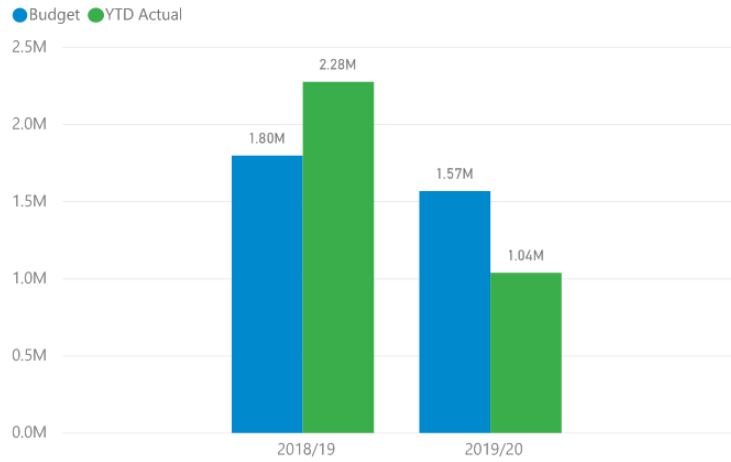
● A+ to A- 
 ● AAA to AA- 
 ● BBB 
 ● BBB+ 
 ● Tcorp Hour-Glass Cash 
 ● TCorp Hour-Glass Growth Funds

● Term Deposit 
 ● TCorp - MTG Fund 
 ● At Call 
 ● TCorp - LTG Fund 
 ● TCorp - Cash Fund

Portfolio Balance at End of Month



Income on Investments



Investment Performance

