



# WINDEYER RECREATION GROUND

Mid-Western Regional Council




AGES  
**0-12**

ACTIVITIES  
**28**

CAPACITY  
**55+**



Mid-Western Regional Council | Windeyer Recreation Ground - Design FMC 2408-05B



Mid-Western Regional Council | Windeyer Recreation Ground - Design FMC 2408-05B

# PLAY EQUIPMENT















1. CAPITAL TRIPLE SWING



2. ACROBAT CAPITAL UNIT



## PLAY VALUES

	Balance		Swing
	Strength		Spin
	Agility		Rocking
	Coordination		Sand & Water
	Climb		Social Play
	Jump		Role Play
	Slide		Imaginary Play

## INCLUSIVENESS

	Sound
	Sensory
	Special Needs





# EVERYONE CAN PLAY

**New government guidelines call for a move to Inclusive Playspaces.**

**These are spaces designed using principles that invite "people of all ages, abilities and cultures to come together to socialise and thrive"**

These guidelines help create a focus on community — an idea that is very close to our hearts. And small, clever design nudges can deliver big outcomes.

We work to incorporate Inclusive Playspace concepts into every playground design — whether tiny pocket park or multi-million-dollar community hub.

## Five ways to bring Inclusive Play into your playground design



### LOCATION

We consider the location of equipment in the playground.



### RESTING POINTS

We incorporate resting points around the area for children and carers.



### ELEVATED PLAY

We create elevated play and levels of challenge.



### ACCESSIBLE FOR ALL

We design equipment that is accessible for all.



### ENGAGE SENSES

We work to engage all the senses of the children playing.

# PLAYING TO LEARN

Play is more than fun and games — it's also a critical childhood development tool! Through play, kids learn how to interact with others and develop lifelong skills.

## PHYSICAL

Active play helps kids with coordination, balance, motor skills, and spending their natural energy, promoting better eating and sleeping habits.



## EMOTIONAL

During play, kids learn to cope with emotions like fear, frustration, anger and aggression in a situation they control. They can also practice empathy and understanding.



## COGNITIVE

Children learn to think, read, remember, reason, and pay attention through play.



## SOCIAL

Playing with others helps kids negotiate group dynamics, collaborate, compromise, deal with others' feelings, and share.



## COMMUNICATE

Play lets kids exchange thoughts, information, or messages by speech, signals, writing, or actions.



## CREATIVE

By allowing imaginations to run wild during play, kids create new worlds, and form unique ideas and solutions to challenges.





Mid-Western Regional Council | Windeyer Recreation Ground – Design FMC 2408-05B





Mid-Western Regional Council | Windeyer Recreation Ground - Design FMC 2408-05B







Mid-Western Regional Council | Windeyer Recreation Ground - Design FMC 2408-05B



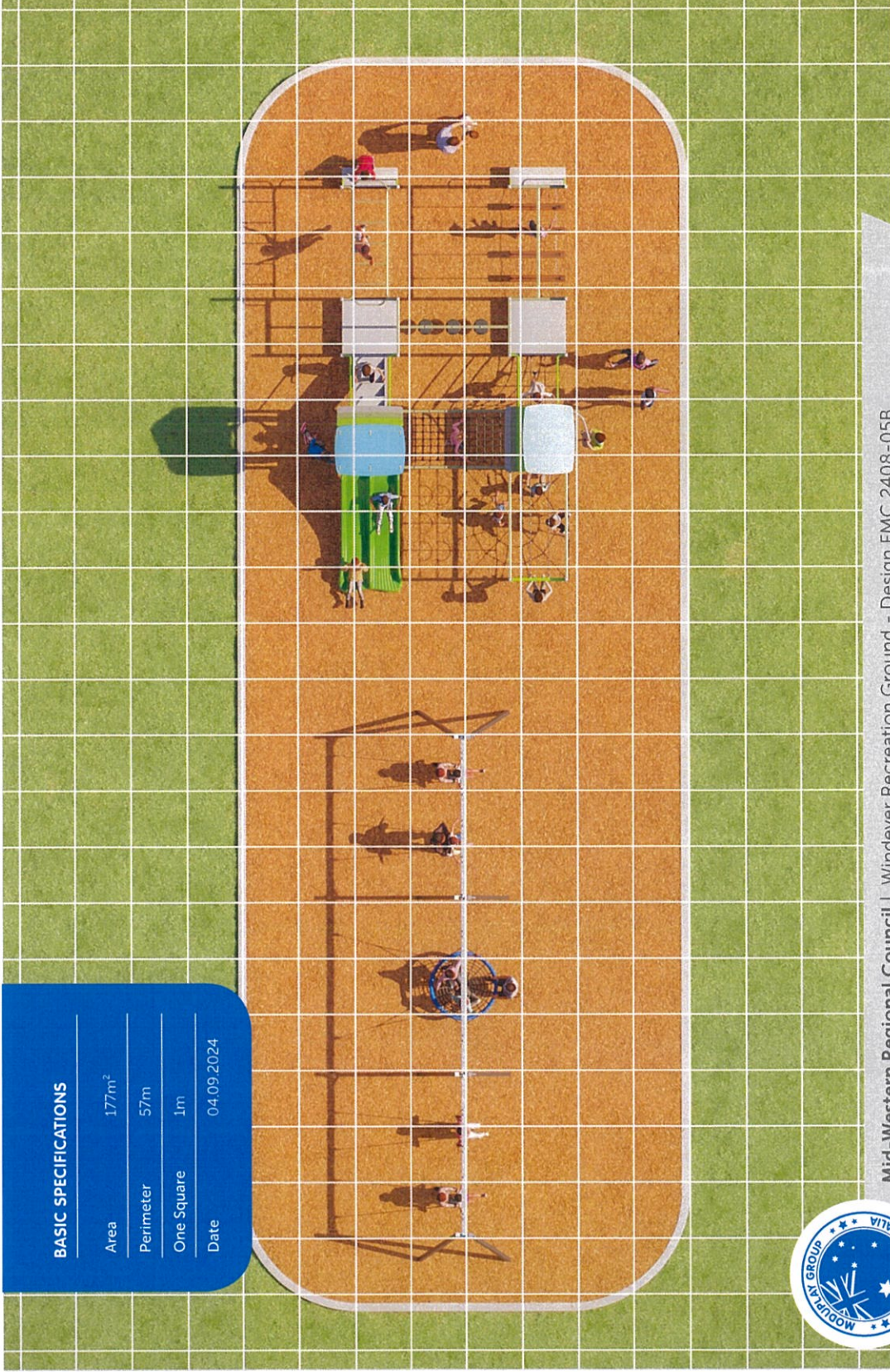


Mid-Western Regional Council | Windeyer Recreation Ground - Design FMC 2408-05B



## BASIC SPECIFICATIONS

Area	177m <sup>2</sup>
Perimeter	57m
One Square	1m
Date	04.09.2024



Mid-Western Regional Council | Windeyer Recreation Ground - Design FMC 2408-05B

## ACTIVITY LIST

### Acrobat Capital Unit

- Commando Trail 2m
- Crazy Crossing 2m
- Fire Pole 1200H
- Ladder Climb
- Monkey Bar 2m
- Noughts & Crosses Game
- Overhead Loops 1m x 2m
- Paddle Pop SRP
- Platform Square x 4
- Platform Step Up x 2
- Rope Net Ramp
- Rope Net Vertical Climb 1200H
- Safety Staircase
- Slat Roof x 2
- Slide Double 1200H
- Spider Net 2m x 2m
- Swamp Crossing 2m
- U Net Rope Bridge 2m

### Capital Triple Swing

- Infant Seat x 2
- Nest Seat
- Strap Seat x 2

## OTHER MATERIALS


- Organic Mulch Softfall
- Concrete Edging

**Please note** 3D renders are provided for visualisation purposes only, and product details, colours or finishes may vary in the final product.

# COLOUR SCHEME

Chosen colour scheme  
**SAPPHIRE COAST**

Where the forest and mountains meet the sea, along our vast coastline, these beautiful colours combine.



**Moduplay Colour Schemes**

Moduplay Colour Schemes are designed to capture the beauty of Australia, while appealing to children and families to "come and play". The unique colour palettes were formulated to provide a colour solution for almost any situation. There is also a wide variety of colour options available. Please speak to your project consultant for custom colour selections, or for any help regarding colours options.

[View all colour schemes here](#)




Colour scheme range



1. Sapphire Coast; 2. Sail Away; 3. Daintree Discovery; 4. Bird of Paradise; 5. Treefern Gully; 6. Snow Gum; 7. Native Violet; 8. Flowering Fuscia; 9. Rainbow Lorikeet; 10. Bridge Lane; 11. City Lights; 12. Blue Tang; 13. Coral Reef; 14. Billabong Creek; 15. Paperbark Camp.

# MATERIAL SPECIFICATIONS

## POSTS



**Aluminium**  
 Square: 125mm, 75mm, 65mm  
 Round: 105mm  
 Ranges: Varied



**Timber**  
 Square (Premium): 125mm  
 Organic Round (Bushwood): 200mm  
 Timber: Australian grown plantation cypress  
 Ranges: Varied



**Galvanised Steel**  
 140mm  
 Ranges: Konnaecta

## PLATFORMS



**Aluminium**  
 4mm aluminium pressed pattern reinforced / Ripple powdercoat (standard)  
 Ranges: Varied



**Timber**  
 Seasoned hardwood with proprietary bracket system  
 Timber: Australian hardwood (ironbark, bluegum and as selected) from FSC renewable sources  
 Ranges: Premium, Bushwood

## ROOFS, PANELS + STANDALONE



**Densapanel**  
 High Density Polyethylene (HDPE) - 19mm, 12mm  
 Ranges: Varied



**Rotomoulded**  
 Low density polyethylene - Thickness as moulded  
 Timber: Australian hardwood (ironbark, bluegum and as selected) from FSC renewable sources  
 Ranges: Varied



**Timber**  
 Australian grown plantation cypress, Varied sizes  
 Ranges: Premium, Bushwood

## SLIDES



**Rotomoulded**  
 Low density polyethylene (LDPE) - tube panels and standard slides.  
 Ranges: Varied



**Stainless Steel**  
 Stainless steel sheet and tube frames - 2mm/3mm  
 Linish Finish  
 Ranges: Varied

## METAL



**Aluminium**  
 Aluminium & galvanised tube Powdercoated or selected finishes - 25NB/32NB/40NB /50NB (Selected sizes)



**Nylon**  
 18mm Multifilament braided nylon, galvanised wire reinforced rope



**Varied materials**  
 Die Cast alloys, Stainless Steel polyimide, GR HDPE, Nitrol rubber  
 Includes: Post caps, clamps, claddles, proprietary fittings, bolts, nuts, brackets, bump edges

## FITTINGS

## ROPE





Thank you for joining us on your **play** journey



