


Location 1 - Existing Conditions



Location 1 - Proposed Location




Location 1 - Proposed Works

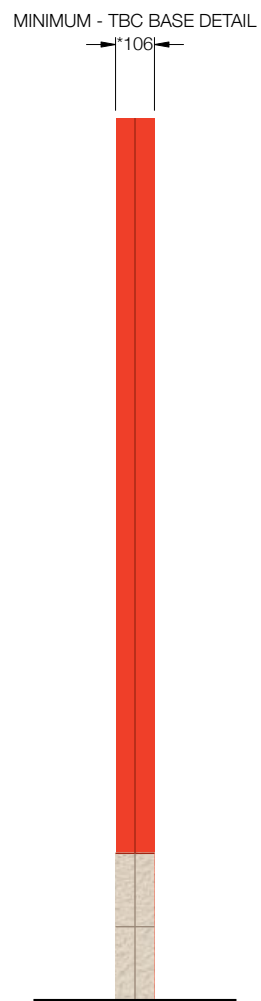


Location 1 - Remove & Make Good / New

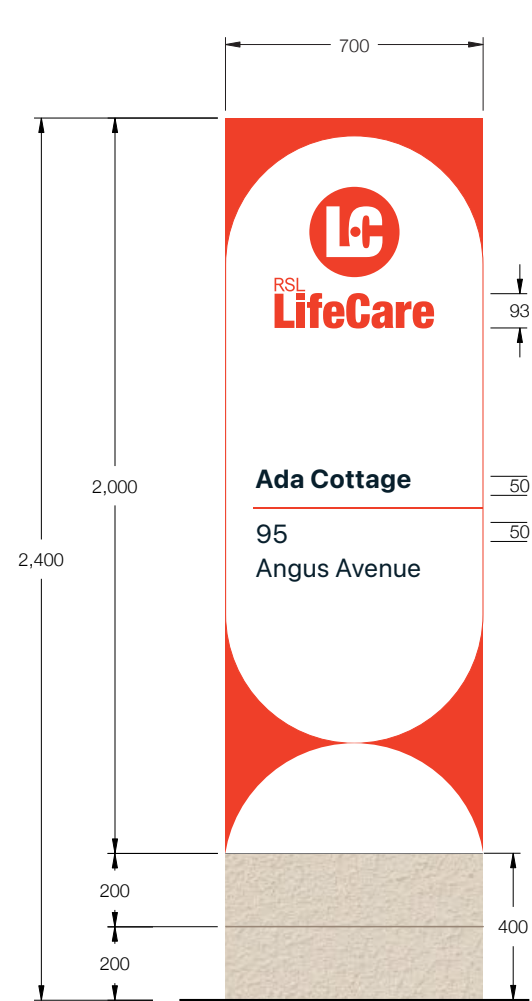
Existing Details	Proposed Details	Quantity	Text / Graphics / Arrows	Instructions	Notes
<p><b>Code</b></p> <p><b>Category</b></p> <p><b>Description</b></p> <p><b>Dimensions (mm)</b> W: 1105 H: 3000 D: 160</p> <p><b>Illumination</b> Non-Illuminated</p> <p><b>Sides</b> Double Sided</p> <p><b>Substrate</b></p> <p><b>Fixings</b></p> <p><b>CO2e</b> NA</p>	<p><b>Code</b> ID1Cf</p> <p><b>Category</b> Site identification pylon 2.4m</p> <p><b>Description</b> Pylon</p> <p><b>Dimensions (mm)</b> W: 700 H: 2400 D: 106</p> <p><b>Illumination</b> Non-Illuminated</p> <p><b>Sides</b> Double Sided</p> <p><b>Substrate</b></p> <p><b>Fixings</b></p> <p><b>CO2e</b> NA</p>	1	<p>SIDE A - TEXT</p> <p>[RSL LifeCare Logo]</p> <p>Kandos Community</p> <p>95 Angus Avenue</p>	<p>* Remove existing sign and make-good area.</p> <p>* Install new sign in exact location of existing sign.</p> <p>* Position left hand side of new sign to align with left hand side of existing sign.</p> <p>* Sign to site perpendicular to the road for better visibility from both directions.</p> <p>* Install footing as per engineers specifications</p>	<p>* Internal metal frame.</p> <p>* 3mm aluminium panels - double sided.</p> <p>* Panels to be 2-pak painted.</p> <p>* RSL LifeCare brand logo applied, Site name and address to be vinyl lettering.</p> <p>* Panels to be fixed from top and sides - no front fixings.</p> <p>* Sandstone base treatment detail applied to bottom of sign.</p> <p>* Footing details to be confirmed with installers.</p>
			<p>SIDE B - TEXT</p> <p>[RSL LifeCare Logo]</p> <p>Kandos Community</p> <p>95 Angus Avenue</p>		<p>*All sign measurements and site conditions are to be reviewed by signage contractors prior to the production and installation of any signage.</p>




**FRONT VIEW**  
SCALE 1:20



**SIDE VIEW**  
SCALE 1:20



**REAR VIEW - DOUBLE SIDED**  
SCALE 1:20



**REAR VIEW - SINGLE SIDED**  
SCALE 1:20

THESE DRAWINGS AND FIXING DETAILS ARE PREPARED TO COMMUNICATE DESIGN INTENT ONLY. SIGNAGE MANUFACTURER TO ENSURE CONCEALED, SECURE FIXING METHOD SUITABLE FOR SUBSTRATES IN ALL INSTANCES AND CONDUCT ON SITE INSPECTION PRIOR TO MANUFACTURE.

SIGNAGE MANUFACTURER TO PREPARE SHOP DRAWINGS FOR CONSTRUCTION, CONFIRM ALL STRUCTURAL DETAILS, FIXING REQUIREMENTS AND OBTAIN FINAL ENGINEERING CERTIFICATION AND APPROVAL PRIOR TO MANUFACTURE.

**Site identification pylon 2.4m (tier 1)**  
 Freestanding  
 Double-sided  
 Non-illuminated


Drawing title  
**General arrangement**

Issue	Issue date
ISSUE 04	26 SEPTEMBER 2024

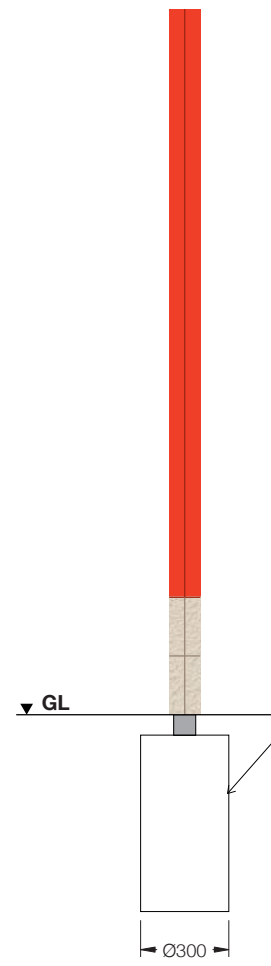
Drawing no	Scale
-	@A3

PM	Drawn	Checked
TP	CO	TD

Revision
- - -



**FRONT VIEW: FOOTING (INDICATIVE)**  
 SCALE 1:25



**SIDE VIEW: FOOTING (INDICATIVE)**  
 SCALE 1:25

**INDICATIVE PIER FOOTING ONLY**  
 FINISHED BELOW GROUND LEVEL,  
 LANDSCAPING TO COMPLETELY COVER FOOTINGS.

ALL DETAILS TO BE DEVELOPED/CERTIFIED  
 BY ENGINEER, TO SUIT SITE CONDITIONS

ALL BASE PLATE, FIXINGS AND FOOTING DETAILS  
 SUBJECT TO ENGINEERS SPECIFICATIONS

**Not for construction**

General note: These drawings are prepared to communicate design intent only. All message content is indicative. All structural frames, footings and connections to be as per engineer's specifications and requirements. Contractor to ensure all materials, measurements, fixing details and methods are suitable for the site application before manufacture.

Client  
 RSL LIFE CARE

Project  
 RSL LIFECARE PROPERTY SIGNAGE  
 SELECTED ENTRANCE SIGNS

Document file name  
 25292-DOC-RSLLIFECARE-04

**diadem**  
 Australia  
 1300 613 934  
 New Zealand  
 +64 9 377 3736  
 Hong Kong  
 +61 3 9670 6767  
 info@diadem.co  
 diadem.co

©Copyright Diadem Pty Ltd  
 Reproductions of the whole or part of this document constitutes an infringement of copyright. The information, ideas and concepts contained in this document are confidential. The recipient(s) of this document is prohibited from disclosing such information to any person without the prior written consent of Diadem. Figured dimensions shall take precedence to scaled.

THESE DRAWINGS AND FIXING DETAILS ARE PREPARED TO COMMUNICATE DESIGN INTENT ONLY. SIGNAGE MANUFACTURER TO ENSURE CONCEALED, SECURE FIXING METHOD SUITABLE FOR SUBSTRATES IN ALL INSTANCES AND CONDUCT ON SITE INSPECTION PRIOR TO MANUFACTURE.

SIGNAGE MANUFACTURER TO PREPARE SHOP DRAWINGS FOR CONSTRUCTION, CONFIRM ALL STRUCTURAL DETAILS, FIXING REQUIREMENTS AND OBTAIN FINAL ENGINEERING CERTIFICATION AND APPROVAL PRIOR TO MANUFACTURE.

**Site identification**  
**pylon 2.4m (tier 1)**  
 Freestanding  
 Double-sided  
 Non-illuminated

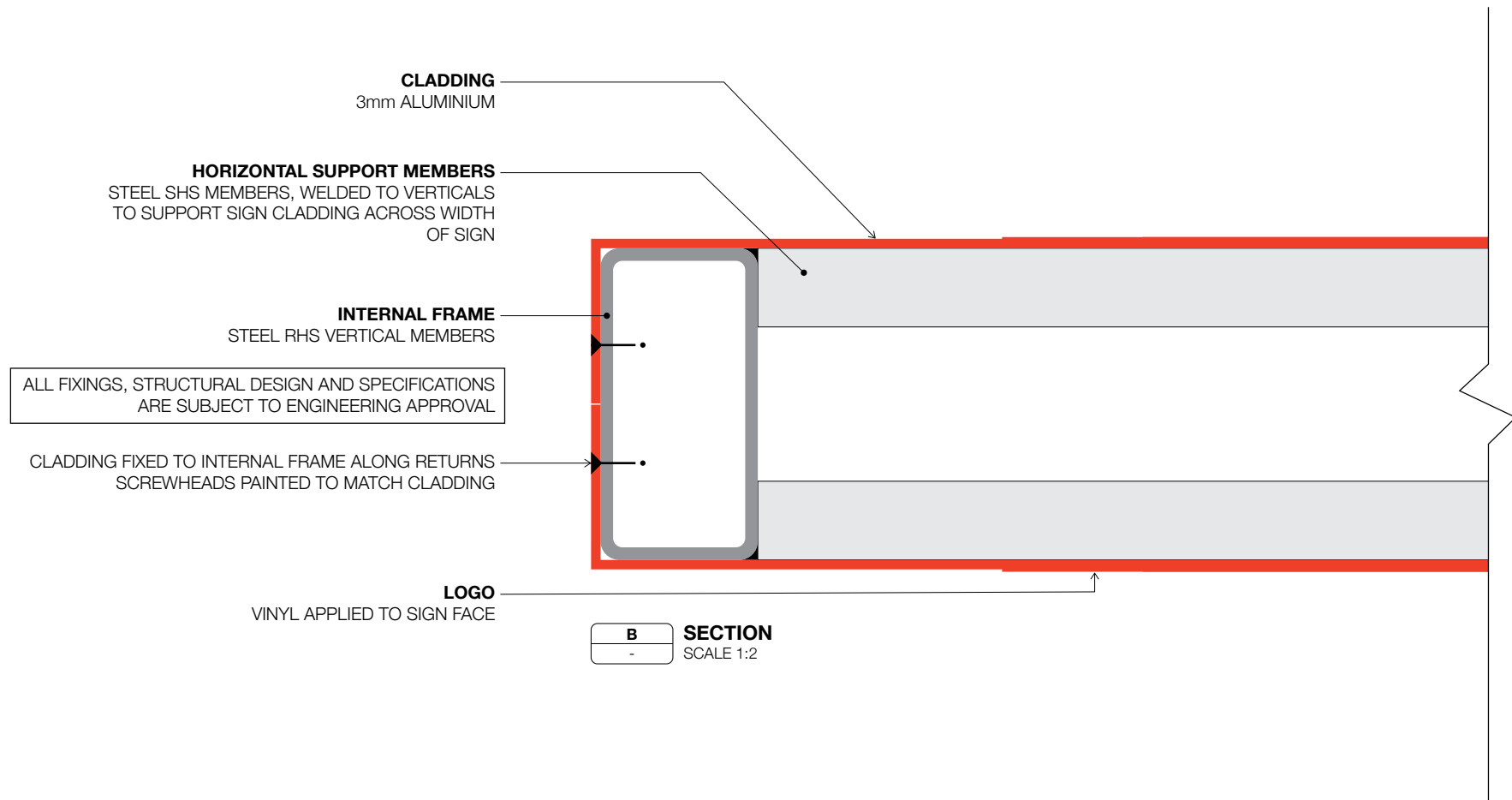
Drawing title  
**General arrangement**

Issue	Issue date
ISSUE 04	26 SEPTEMBER 2024

Drawing no	Scale
-	@A3

PM	Drawn	Checked
TP	CO	TD

Revision
- - -



**Not for construction**

General note: These drawings are prepared to communicate design intent only. All message content is indicative. All structural frames, footings and connections to be as per engineer's specifications and requirements. Contractor to ensure all materials, measurements, fixing details and methods are suitable for the site application before manufacture.

Client  
 RSL LIFE CARE

Project  
 RSL LIFECARE PROPERTY SIGNAGE  
 SELECTED ENTRANCE SIGNS

Document file name  
 25292-DOC-RSLLIFECARE-04

**diadem**

Australia  
 1300 613 934  
 New Zealand  
 +64 9 377 3736  
 Hong Kong  
 +61 3 9670 6767  
 info@diadem.co  
 diadem.co

©Copyright Diadem Pty Ltd  
 Reproductions of the whole or part of this document constitutes an infringement of copyright. The information, ideas and concepts contained in this document are confidential. The recipient(s) of this document is prohibited from disclosing such information to any person without the prior written consent of Diadem. Figured dimensions shall take precedence to scaled.