


**Hamish & Sally Drury Talinga Pastoral  
Company Pty Ltd**

**Driver's Code of Conduct**



**Gulgong Quarry  
Lot 1 DP 1239728, No. 1848  
Castlereagh Highway,  
Tallawang, NSW**

**Rev A**

19 September 2024



## Traffic Impact Assessment Details

Edition / Revision No.	1 (Rev A)		
Document Status	Internal Review		
Prepared By	Andy Davis Director 		
Reviewed By	Craig Nethery Director 		
Date	19 September 2024		
Issued To	Andy Davis, Director		

**StreetWise Road Safety & traffic Services Pty Ltd**  
 PO BOX 1395  
 Port Macquarie  
 NSW 2444

Mob:- 0412 009 558 (Craig Nethery)  
 Email:- craig@streetwisersa.com.au

Mob:- 0422 011 353 (Andy Davis)  
 Email:- andy@streetwisersa.com.au

[www.streetwisersa.com.au](http://www.streetwisersa.com.au)



# CONTENTS

<b>1. INTRODUCTION</b> .....	4
<b>1.1 General</b> .....	4
<b>1.2 Objectives of Driver Code of Conduct</b> .....	4
<b>1.3 Gulgong Quarry Location</b> .....	4
<b>1.4 Haulage Destinations</b> .....	5
<b>2. ACCESS TO AND FROM THE QUARRY SITE</b> .....	5
<b>2.1 Restrictions on haul route over local haul route</b> .....	5
<b>2.2 UHF Channel to be Used</b> .....	5
<b>2.3 Speed Limits</b> .....	5
<b>2.4 Giving Way to Approaching Vehicles</b> .....	5
<b>2.5 Passing Other Trucks</b> .....	6
<b>2.6 Accessing Stockpile Areas</b> .....	6
<b>3. DRIVING PRACTICES GENERALLY</b> .....	6
<b>3.1 Road Safety</b> .....	6
<b>3.1 Courteous Driving on the Road Network</b> .....	6
<b>3.2 General Requirements for Drivers</b> .....	7
<b>3.3 Speed Limits</b> .....	8
<b>3.4 Vehicle Braking</b> .....	8
<b>3.5 Tailgating</b> .....	9
<b>3.6 Overtaking / Passing</b> .....	9
<b>3.7 Road Hazards</b> .....	9
<b>3.8 Parking and Reversing Your Vehicle</b> .....	10
<b>3.9 Covering Your Load</b> .....	10
<b>3.10 Vehicle Breakdowns</b> .....	10
<b>4. PENALTIES AND DISCIPLINARY ACTION</b> .....	10
<b>4.1 Disciplinary Action: Breach of Speed Limits</b> .....	10
<b>4.2 Disciplinary Action: Others</b> .....	10
<b>5. WHAT TO DO IN THE EVENT OF AN ACCIDENT</b> .....	11
<b>6. DRIVER DECLARATION</b> .....	12

## 1. INTRODUCTION

### 1.1 General

The purpose of this Driver's Code of Conduct (DCC) is to provide a clear and concise record of what is expected by all professional drivers working for and sub-contracting to Hamish and Sally Drury Talinga Pastoral Company Pty Ltd.

In this regard your full compliance with this Driver Code of Conduct is required.

It is important to remember that we are all members of the general community, so we expect that you will comply with all the relevant legal requirements and accepted community standards whilst driving for or on behalf of Hamish and Sally Drury Talinga Pastoral Company Pty Ltd.

### 1.2 Objectives of Driver Code of Conduct

- Objective 1:** The main objective of this Driver Code of Conduct is to ensure the safety of all drivers, road users, employees, visitors and neighbours that access and egress the roads utilised by Sheridan's Hard Rock Quarry Pty Ltd.
- Objective 2:** To increase the awareness of heavy vehicle drivers, allowing a greater understanding of expectations by the community.
- Objective 3:** To ensure the acceptance of all legislative requirements, with an emphasis on professionalism, curtesy and the safe operation of all heavy vehicles.
- Objective 4:** To bring an increased awareness to fatigue related issues that may affect drivers.
- Objective 5:** Increase the understanding of WH&S relating to individual projects undertaken by drivers.

### 1.3 Gulgong Quarry Location

Gulgong Quarry is located at No.1848 (Lot 1 DP 1239728) Castlereagh Highway, Tallawang, New South Wales. The quarry is located approximately 21.5km by road (Castlereagh Highway) to the north of the township of Gulgong in the Mid-Western Regional Council local government area.

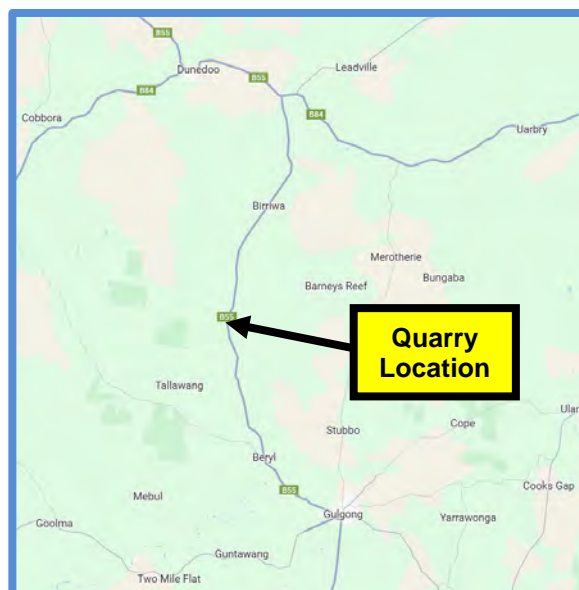


FIGURE 1.30 – Quarry Location

## 1.4 Haulage Destinations

There are 3 main roads utilised by Hamish and Sally Drury Talinga Pastoral Company Pty Ltd:

- Tucklan Road - Central-West Orana Renewable Energy Zone (CWO-REZ)
- Castlereagh Highway (north and south of the site), and
- The Golden Highway (northwest of the site)

It is anticipated about 75% of all products will be transported to the CWO-REZ.

## 2. ACCESS TO AND FROM THE QUARRY SITE

### 2.1 Restrictions on haul route over local haul route

All Heavy Vehicle's accessing Gulgong Quarry must do so from the provided quarry access road located approximately 450m south of the intersection of the Castlereagh Highway and Tucklan Road.

There is to be no access attempted from Tucklan Road to the quarry site.

### 2.2 UHF Channel to be Used

All heavy quarry vehicles are to announce their intention to access the quarry site at least 500m on approach to the access location on the Castlereagh Highway using **UHF Channel 28. (To be Finalised)**

On entering the quarry property all heavy quarry vehicles are to announce they are on site and traveling inbound to the quarry pit again using **UHF Channel 28. (To be Finalised)** Heavy quarry vehicles may be required to park up in the provided inbound parking bay before entering the pit area if an outbound heavy quarry vehicle calls up on exiting the quarry pit.

Outbound heavy quarry vehicles may be required to park up in the provided outbound parking bay before exiting the property and entering the Castlereagh Highway if an inbound heavy quarry vehicle has called up on **UHF Channel 28 (To be Finalised)** prior.

### 2.3 Speed Limits

#### 2.3.1 Quarry Access Road

All heavy quarry vehicles will travel along the quarry access road within the quarry property at a maximum speed of 30km/h.

#### 2.3.2 Public Road Network

All heavy quarry vehicles will travel along the public road network in accordance with the posted speed limits at the time or as directed when there is traffic management in place.

### 2.4 Giving Way to Approaching Vehicles

All outbound laden heavy quarry vehicles are to give way to all unladen inbound heavy quarry vehicles as prescribed in Section 2.2 of this DCC so as to minimise any traffic impacts on traffic on the Castlereagh Highway.

Once on the quarry property all inbound unladen heavy quarry vehicles are to give way to laden outbound heavy quarry vehicles in accordance with Section 2.2 of this DCC.

---

## **2.5 Passing Other Trucks**

At no time are heavy quarry vehicles to travel and / or pass each other on the quarry access other than at the provided parking bays as detailed in Section 2.2 of this DCC.

## **2.6 Accessing Stockpile Areas**

Gulgong Quarry produces a number of high quality products and as such need various stockpiles to meet individual customer requirements. Trucks entering the quarry pit will be directed by the onsite loader operator where their vehicle will be loaded from. Generally, unless otherwise directed, trucks are to enter the quarry footprint and traverse in a clockwise direction. Aggregates are stockpiled on the top level of the quarry. Road Base is stockpiled below where production equipment is located.

Drivers are to call “truck down the ramp” before entering the quarry pit.

Trucks are to give way to all quarry equipment.

## **3. DRIVING PRACTICES GENERALLY**

### **3.1 Road Safety**

This Driver's Code of Conduct (DCC) is provided considering road safety in the area for both the quarry truck drivers and the public alike. All quarry drivers are to be mindful; they are not the only vehicles using the haul roads as these roads are all public roads where a mix of traffic can access them.

The fact is Quarry Trucks are larger and slower than most other vehicles using these roads. So, each driver is to be mindful of other road users with respect to:-

- Speed Differences,
- Ability to sight other vehicles at intersections. (Truck drivers sit higher than those drivers of smaller light vehicles. Therefore, they may not sight or predict some turn movements at intersections the same as a truck driver given, they sit lower in their vehicle)
- Allowing enough of a gap when turning out of a side road so that vehicles on the main road are not required to take evasive action so a collision does not occur. A minimum wait time of one (1) minute is required.
- It shall be noted truck drivers have an advantage over drivers of light vehicles as they sit higher in the cab allowing them greater ability to sight approaching vehicles to the intersection. However, it is also to be noted laden trucks will tend to complete any turns at slower rates of acceleration therefore requiring greater attention to turning when it is deemed to be a safe for the amount of gap from one vehicle to another on the main road.
- Quarry Truck are to minimise any perceived road safety issues by operating their truck in accordance with the requirements of this Driver's Code of Conduct.

### **3.1 Courteous Driving on the Road Network.**

Hamish and Sally Drury Talinga Pastoral Company Pty Ltd is mindful that its on-going reputation is very much dependent on the way you drive your vehicle and courtesy

---

that you extend to the community, in particular, to urban communities like Gulgong in the south and Dunedoo in the north.

The roads are there to share and therefore, it is a company requirement that you display courtesy and restraint towards other road users.

Moreover, it is your responsibility to ensure that you drive in a manner that will help you to avoid an accident, despite incorrect/inappropriate actions of others or poor driving conditions.

### **3.2 General Requirements for Drivers**

It is mandatory that all drivers hauling from Gulgong Quarry are to have met the following requirements:

- Have completed a site induction by an approved member of management.
- Hold a valid class of Heavy Vehicle Drivers Licence. Additionally, you must always carry your current driver's licence with you while you are on duty. If your licence is cancelled or suspended, you must let your supervisor know immediately.
- Comply with any request or directive given by quarry staff.
- Operate your heavy vehicle in a safe, professional and courteous manner.
- Not be affected by drugs or alcohol in any way.
- Be prepared to participate in random drug or alcohol testing if requested.
- Not be affected by fatigue.
- Drivers must comply with any directive given by quarry staff.
- Maintain and operate your vehicle in accordance with manufacturers specifications.
- Carry out your duties in a manner that does not adversely affect your own health or safety or the health and safety of others. You are required to cooperate with measures introduced by Gulgong Quarry in the interest of workplace health and safety and you are to perform any OH&S training where provided. You must immediately report all matters that may affect workplace health and safety to your supervisor. You must correctly use any information, training, personal protective equipment and safety devices provided and not intentionally misuse or recklessly interfere with anything that has been provided for health and safety reasons. You must only carry out tasks for which you have authorisation.
- Drivers must comply with all directives / procedures outlined in this Driver's Code of Conduct.

---

### 3.3 Speed Limits

Hamish and Sally Drury Talinga Pastoral Company Pty Ltd believe that as a professional and competent driver, you must always adjust your driving to existing road conditions, both along the local haul route as well as when travelling along highways and state roads.

Studies have shown that many truck accidents are directly caused by excessive speed and/or poor road conditions. Increased speed means not only an increased risk of crashing but also increased severity if a crash occurs. Data from the Australian Transport Safety Bureau suggests that travelling 10km/h faster than the average traffic speed will at least double the risk of involvement in a casualty accident. (source: TfNSW).

You should always apply the following rules:

- Always reduce your speed in wet conditions.
- Drive cautiously in fog or heavy rain.
- Descend hills at sign-posted truck speed, or in the lowest gear to suit the conditions.
- Always observe the special limits that apply for road works etc.
- DO NOT exceed the posted maximum speed.
- DO NOT drive at speed past schools, school buses, parks, shopping areas and the like, in particular, in the town centres of Gulgong and Dunedoo.

Drivers should be aware of the “Three Strike System” implemented by the TfNSW which applies to all vehicles over 4.5 tonnes.

When a heavy vehicle is detected travelling at 15km/h or more over the relevant heavy vehicle speed limit, the mobile police unit, fixed speed camera or TfNSW will record a strike against that heavy vehicle. If 3 strikes are recorded against that heavy vehicle within a three-year period, that vehicle will have its registration cancelled for 3 months.

### 3.4 Vehicle Braking

As a rule, you should always be aware of traffic conditions 1km to 2 km in front of you. In doing so, you are adjusting your own driving conditions to avoid the need for heavy braking.

- ALWAYS brake with care, remembering that the truck will react differently according to the weight of the load, weight distribution of the load and road surface condition.
- NEVER under any conditions, drive a vehicle with faulty or suspect brakes. You must always immediately report the fault to your supervisor to be fixed.
- DO NOT use the engine brake on slippery or wet surfaces, as jack-knifing may occur.
- DO NOT use engine brakes in or near residences and built up areas, in particular Gulgong and Dunedoo, as this causes excessive noise and is a public disturbance.



---

### 3.5 Tailgating

By law you are required to maintain a gap between your vehicle and the vehicle directly in front of you, avoiding the need for heavy braking.

The gap that must maintain is based on several factors including condition of the road, speed, traffic congestion and vehicle weight. During wet weather or other adverse conditions, the gap distance should be doubled.

The legal distance for heavy vehicles in areas without streetlights is 60 metres, or 200 metres for B Doubles and road trains.

A gap of 60 metres is approximately the same as:

- The length of four (4) semi trailer combinations.
- Twelve (12) car lengths.
- Four (4) seconds or reaction time.

Always remember, appropriate gap distance between other road users is a key defensive driving tool.

Drivers are also reminded to keep a gap of 5 minutes between each truck on approach to Quarry Access intersection.

### 3.6 Overtaking / Passing

In the interests of road safety, you should always avoid overtaking in awkward, inappropriate situations or where you do not enjoy good vision of the road or road conditions.

In general, you are advised **NOT** to overtake/pass in the following situations:

- Over continuous road lane separation lines.
- On narrow roads.
- Near or on a curve or crest.
- Near or on a bridge.
- Near or on a railway crossing or tunnel.
- When clear vision is restricted.
- Through road works areas.

Do not indicate or signal to encourage other road users to overtake or pass. This action is against the law and may cause you to be responsible should an incident occur.

### 3.7 Road Hazards

During most journeys that you take, there will be hazards on and near roadways. Always be alert for these hazards and make your adjustments as necessary.

Examples of road hazards include the following:

- Rough/slippery surfaces.
- Narrow or winding roads.
- Low hanging electrical wires or building awnings.
- Low bridges or tunnels.
- Railway or pedestrian crossings.

- **Animals, including wandering stock.**
- **Underpasses or low-hanging trees.**

Be aware that your vehicle itself may become a road hazard when it is parked on a roadway, broken down or otherwise. In this circumstance, use portable warning signals, placing them 50 - 150 metres in front of and behind the vehicle, as well as at the side.

### **3.8 Parking and Reversing Your Vehicle**

Avoid parking on or within one metre of the roadway. If this is not possible, make sure that you use the portable warning signs referred to above.

Always park your vehicle in a safe position. Make sure it can be seen and that it is as far away from the moving traffic as possible. If in doubt leave your hazard lights on!

Try to avoid reversing whenever possible. If you cannot avoid it, use extreme caution.

If you need to reverse your vehicle:

- **Get out of your vehicle and check the rear surrounding area.**
- **Check clearances at sides, top and bottom.**
- **Constantly monitor mirrors for pedestrians or other traffic when reversing, in particular in urban areas.**

### **3.9 Covering Your Load**

All trucks hauling from Gulgong Quarry must be fitted with manual or electric tarps. Climbing on the back of trucks to tarp loads is not permitted at this quarry.

Drivers are to ensure that any loose debris are removed from wheels, drawbars etc before leaving the quarry.

### **3.10 Vehicle Breakdowns**

In the event of a heavy vehicle breakdown, all necessary precautions must be made to render the safety of driver, truck and community. If a breakdown occurs at a hazardous location and collision from other vehicles is a risk, then precautions such as safety triangles and hazard-warning devices. Traffic Control must be implemented as soon as possible.

Gulgong Quarry must be notified at the earliest opportunity, so that arrangements for substitute loads and repairs can be made.

## **4. PENALTIES AND DISCIPLINARY ACTION**

### **4.1 Disciplinary Action: Breach of Speed Limits**

There is a **zero tolerance policy** for any driver caught speeding whilst working for or sub-contracting to Sheridan's Hard Rock Quarry. **One strike and you're out!**

### **4.2 Disciplinary Action: Others**

Failure to comply with any other aspect of this Driver Code of Conduct will lead to either the issue of a "warning notice" or "disciplinary action" if the offender is an employee of Gulgong Quarry. If the offending party represents another company, then "disciplinary action" may be treated as suspension or cancellation of a service contract or arrangement with that company.

---

## **5. WHAT TO DO IN THE EVENT OF AN ACCIDENT**

In the event of an accident call **112** from a mobile.

Call Gulgong Quarry as soon as possible to initiate rapid response for incidents or accidents.

### ***Contact Numbers***

Emergency Ambulance, Fire, Police Phone 000 or **112** from a mobile

Hamish or Sally ????: **(To be Finalised)**

Quarry Manager (If different to above) **(To be Finalised)**

Quarry Office (If different to above) **(To be Finalised)**

## 6. DRIVER DECLARATION

### **Declaration by Driver (to be signed)**

I, the undersigned, hereby agree to abide by the Hamish and Sally Drury Talinga Pastoral Company Pty Ltd Driver Code of Conduct for the transportation of quarry materials from Sheridan's Hard Rock Quarry to its delivery location in a safe, professional, friendly and courteous manner.

I have read and understand the requirements outlined in the attached document and will comply with and assist with its implementation.

Driver Full Name .....

Company .....

Signature .....

Date .....

Witnessed By .....

Date .....